


Spelling Contracts


**24 Spelling &
Literacy
Center
Activities to
Use with Any
Words!**



HomeworkClass Work**Learning Centers**

Great for Homework or Independent Learning

Centers During Guided Reading

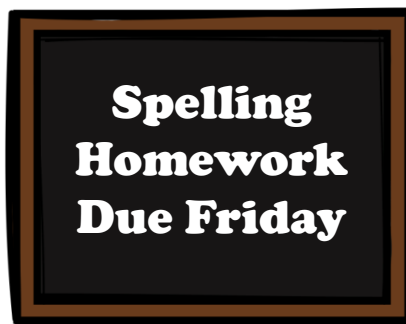



Packet Includes:

- **4 Spelling Weekly Contracts with 6 choices on each**
- **11 reproducible activity sheets**

Using Spelling Contracts in Your Classroom:

- **Distribute a new contract each week**
 - **Program the contract with Spelling words or**
 - **Have your students write words on their contracts**
 - **Students choose an assignment to complete each day**
 - **Students staple all work to the contract and hand in on Friday**
- (extra assignments are included to provide variety & choice)**



Name: _____

Date: _____



Week 1



Choose an activity to complete each day .

Spelling Sentences

Write a sentence using each spelling word. Proofread for capitals and periods.

Date Completed: _____

Crazy Font

Type each word on the computer using a different color, size, or font. Use Spell check to proofread your work.

Date Completed: _____

Rainbow Write

Rainbow write your words 3x using a different color marker or crayon each time you write them.

Date Completed: _____

Dictionary Dig

Look up 6 of your words in the dictionary. Write a the word, part of speech, and a simple definition for each word.

Date Completed: _____

Riddles

Write riddles about 5 of your words. Give 3 clues about each word. Have a classmate guess the word.

Date Completed: _____


Syllable Split

Write your words with a slash/ between each syllable.

Pen/cil

Mit/ten

Date Completed: _____



My Spelling words for this week:

_____	_____	_____	:
_____	_____	_____	:
_____	_____	_____	:
_____	_____	_____	:
_____	_____	_____	:
_____	_____	_____	:
_____	_____	_____	:
_____	_____	_____	:

Name: _____

Date: _____



Dictionary Dig



<p>Word: _____</p> <p>Part of Speech: _____</p> <p>Definition: _____</p> <p>_____</p> <p>_____</p> <p>_____</p>	<p>Word: _____</p> <p>Part of Speech: _____</p> <p>Definition: _____</p> <p>_____</p> <p>_____</p> <p>_____</p>
<p>Word: _____</p> <p>Part of Speech: _____</p> <p>Definition: _____</p> <p>_____</p> <p>_____</p> <p>_____</p>	<p>Word: _____</p> <p>Part of Speech: _____</p> <p>Definition: _____</p> <p>_____</p> <p>_____</p> <p>_____</p>
<p>Word: _____</p> <p>Part of Speech: _____</p> <p>Definition: _____</p> <p>_____</p> <p>_____</p> <p>_____</p>	<p>Word: _____</p> <p>Part of Speech: _____</p> <p>Definition: _____</p> <p>_____</p> <p>_____</p> <p>_____</p>

Name: _____ Date: _____

Spelling Sentences

Use each word in a sentence.

Remember to start each sentence with a capital letter and end with an end mark. (. ? !)

Underline your words and proofread your sentences.



1. _____
2. _____
3. _____
4. _____
5. _____
6. _____
7. _____
8. _____
9. _____
10. _____
11. _____
12. _____
13. _____
14. _____
15. _____
16. _____
17. _____
18. _____
19. _____
20. _____

Name: _____ Date: _____



Spelling Word Riddles

**Choose 5 Spelling words and write a riddle about each word.
Write 3 clues to describe the word. Have a classmate guess the word.**

<p>Clues:</p> <ol style="list-style-type: none">1. You wear me on your hand.2. I keep you warm.3. I rhyme with kitten. <p>What word am I? Mitten</p>	<p>Clues:</p> <ol style="list-style-type: none">1. _____ _____2. _____ _____3. _____ _____ <p>What word am I? _____</p>
<p>Clues:</p> <ol style="list-style-type: none">1. _____ _____2. _____ _____3. _____ _____ <p>What word am I? _____</p>	<p>Clues:</p> <ol style="list-style-type: none">1. _____ _____2. _____ _____3. _____ _____ <p>What word am I? _____</p>
<p>Clues:</p> <ol style="list-style-type: none">1. _____ _____2. _____ _____3. _____ _____ <p>What word am I? _____</p>	<p>Clues:</p> <ol style="list-style-type: none">1. _____ _____2. _____ _____3. _____ _____ <p>What word am I? _____</p>

Name: _____

Date: _____



Week 2



Choose an activity to complete each day.

ABC Order

Write your words in ABC order.

Date Completed: _____

Bubble Letters

Write your words in bubble letters and decorate them.

Date Completed: _____

Word Scramble

Scramble the letters in each word and have a friend unscramble each word.

tientm mitten

Date Completed: _____

Word Web

Create a word web for 4 of your words. Divide a paper in 4 squares. Write the word in the middle. Write a synonym, antonym, picture, & sentence.

Date Completed: _____

Word Search

Create a word search using your words. You can use puzzlemaker.com or a blank grid to make your word search.

Date Completed: _____

Silly Story

Type or write a funny story using at least 10 of your words. Proofread and underline the words.

Date Completed: _____



My Spelling words for this week:

_____	_____	_____
_____	_____	_____
_____	_____	_____
_____	_____	_____
_____	_____	_____
_____	_____	_____
_____	_____	_____
_____	_____	_____

Name: _____

Date: _____

Word Search




Write your spelling words in the grid. Fill in the remaining squares with other letters. Have a partner find the spelling words.

Name: _____

Date: _____

Word Web

Write your spelling words in the middle of the web. Write a synonym, antonym, a sentence and draw a picture.



synonym

antonym

sentence

picture

A large, empty, horizontally-oriented oval shape in the center of the first word web template, intended for a student to write a spelling word.

synonym

antonym

sentence

picture

A large, empty, horizontally-oriented oval shape in the center of the second word web template, intended for a student to write a spelling word.

Name: _____

Date: _____




Week 3



Choose an activity to complete each day.

<p align="center">Word Art</p> <p align="center">Use Word Art to make posters of 5 of your words.</p> <p>Date Completed: _____</p>	<p align="center">Vowel Power</p> <p align="center">Write your words and color code the vowels.</p> <p align="center">A=red, E=blue, I=orange, O=green, U= purple</p> <p align="center">Write all other letters in black.</p> <p>Date Completed: _____</p>
<p align="center">Cursive Writing</p> <p align="center">Write your words in your best cursive writing.</p> <p>Date Completed: _____</p>	<p align="center">Poem</p> <p align="center">Write a poem using 5 of your spelling words.</p> <p>Date Completed: _____</p>
<p align="center">Crossword Puzzle</p> <p align="center">Create your own crossword puzzle using your spelling words. You can use an on-line site (puzzlemaker.com, etc) or write your own on grid paper</p> <p>Date Completed: _____</p>	<p align="center">Syllable Sort</p> <p align="center">Sort your Spelling words into 4 lists: 1 syllable, 2 syllables, 3 syllables, more than 4 syllables.</p> <p>Date Completed: _____</p>



My Spelling words for this week:

_____	_____	_____	:
_____	_____	_____	:
_____	_____	_____	:
_____	_____	_____	:
_____	_____	_____	:
_____	_____	_____	:
_____	_____	_____	:
_____	_____	_____	:

Name: _____

Date: _____


Vowel Power

Write your words and color code the vowels.

A=red, E=Blue, I=orange, O=green, U= purple

Write all other letters in black.

Handwriting practice lines consisting of 10 rows of horizontal lines, each row having two parallel lines.



Name: _____

Date: _____

Syllable Sort



1 syllable

2 syllables

3 syllables

4 or more syllables

Name: _____






Date: _____




Week 4



Choose an activity to complete each day.

<p align="center">Hidden Words</p> <p>Draw a picture and hide 10 of your spelling words in the scene.</p> <p>Date Completed: _____</p>	<p align="center">Word Math</p> <p>Add the value of each Spelling word.</p> <p>Consonants= 2 points</p> <p>Vowels= 5 points</p> <p>Mitten $2+5+2+2+5+2= 18$</p> <p>Date Completed: _____</p>
<p align="center">Secret Code Vowels</p> <p>Write your words using this vowel code:</p> <p>A=  E= </p> <p>I=  O=  U= </p> <p>Date Completed: _____</p>	<p align="center">News Story</p> <p>Write or type a newspaper article using 10 of your words. Draw a picture to go with your story. Underline your words and proofread.</p> <p>Date Completed: _____</p>
<p align="center">Crossword Puzzle</p> <p>Create your own crossword puzzle using your spelling words. You can use an on-line site (puzzlemaker.com, etc) or write your own on grid paper</p> <p>Date Completed: _____</p>	<p align="center">Grammar Sort</p> <p>Sort your Spelling words into 4 lists: nouns, verbs, adjectives, other words.</p> <p>Date Completed: _____</p>

My Spelling words for this week:








_____	_____	_____
_____	_____	_____
_____	_____	_____
_____	_____	_____
_____	_____	_____
_____	_____	_____
_____	_____	_____
_____	_____	_____

Name: _____

Date: _____

Secret Code Vowels

Write your words using this vowel code:

A = 	E = 	I = 	O = 	U = 
--	--	--	--	--

Handwriting practice lines consisting of 10 sets of horizontal lines, each set containing two parallel lines for writing.

Name: _____

Date: _____

Grammar Sort

Nouns

Verbs

Adjectives

Other Words

Name: _____

Date: _____

Extra! Extra! Read All About It!

Write a newspaper article using 10 of your spelling words. Underline the words and draw a picture to go with the article.

The Classroom Times

Title: _____

News Reporter: _____